The product using material and processing must conform to the "WI-PZ-001"HSF technical standard control requirements

RoHS

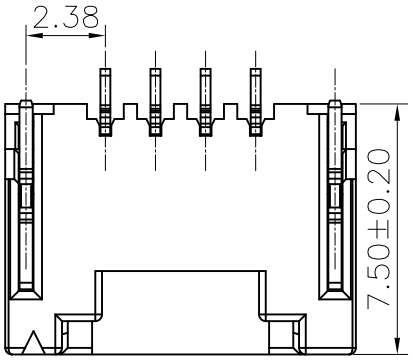

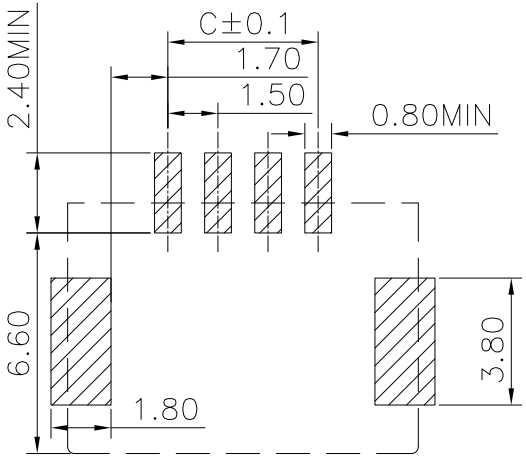

Recommended P.C.B Layout

General Tolerance±0.05

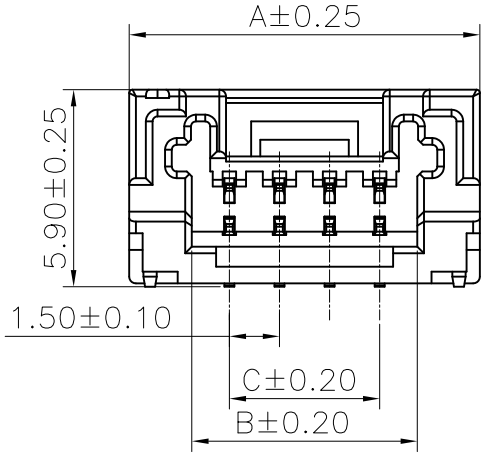

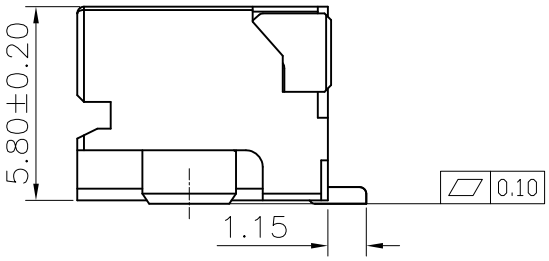

NOTE:
1.MATERIAL SPECIFICATION:
1-1.HOUSING: PA9T,UL94V-0
1-2.CONTACTS: PHOSPHOR BRONZE
1-3.SOLDER TABS: BRASS
2.PLATING SPECIFICATION:
2-1.CONTACTS:
TIN/GOLD FLASH PLATED OVER ALL.
2-2.SOLDER TABS:
TIN PLATED OVER ALL.
3.MECHANICAL PERFORMANCE:
3-1.RETENTIVITY FORCE: 1.0KGF/pin min
3-2.DURABILITY: 30 CYCLES.
4.ELECTRICAL PERFORMANCE:
4-1.CURRENT RATING: 2A
RATED VOLTAGE : 100V AC/DC
4-2.CONTACT RESISTANCE: 20 mΩ MAX
4-3.INSULATION RESISTANCE: 500MΩ Min
4-4.DIELECTRIC WITHSTANDING : 500V
5.ENVIRONMENTAL PERFORMANCE:
5-1.OPERATING TEMPERATURE: -25°C~+85°C.
6.PACKAGE SPEC: REEL
7.P/N:

A1 A1504 W 9-1 XX 2 X X 0

SERIES NO:
CONNECTOR: W-WAFER
ANGLE: 9-90°
ROW NO: 1-SINGLE ROW
PIN Q'PY: 02~16
TERMIPOINT: 2-SMT
PLATING: A-ALL AU G/F C-BRIGHT TIN
COLOR: A-BLACK S-NATURE

Circuit	Dimensions(mm)			Circuit	Dimensions(mm)		
	A	B	C		A	B	C
02	7.50	3.75	---	10	19.50	15.75	13.50
03	9.00	5.25	3.00	11	21.00	17.25	15.00
04	10.50	6.75	4.50	12	22.50	18.75	16.50
05	12.00	8.25	6.00	13	24.00	20.25	18.00
06	13.50	9.75	7.50	14	25.50	21.75	19.50
07	15.00	11.25	9.00	15	27.00	23.25	21.00
08	16.50	12.75	10.50	16	28.50	24.75	22.50
09	18.00	14.25	12.00				

REV.	REVISION RECORD	DATE
A0	NEW RELEASE	22.11.17
A1	PART NUMBER RENEWAL	23.8.31

GENERAL TOLERANCES	
LINEAR	ANGLES
0.0±0.35	X°REF±6°
0.00±0.25	X°±3°
0.000±0.10	X°X' ±2°

UNIT: mm
SIZE: A4

SCALE: 1:1	NAME	DATE
APPROVED	Wang_jr	23.8.31
DESIGNER	Han_Gao	23.8.31
DRAWN	LX_HOU	23.8.31

PART.NO: A1504W9-1XX2XX0

DWG.NO: ENDE05

TITLE: Pitch1.50mm 90°ZE单排卧贴 Wafer

万连科技 WanLian Technology Co., Ltd

REV: A1

SHEET: 1/3

The product using material and processing must conform to the "WI-PZ-001"HSF technical standard control requirements

RoHS

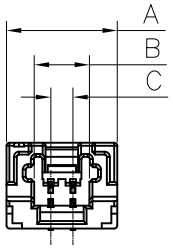

2PIN

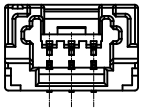

3PIN

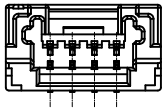

4PIN

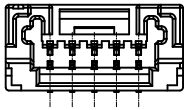

5PIN

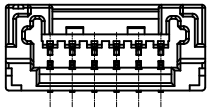

6PIN

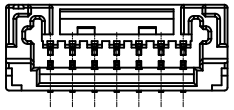

7PIN

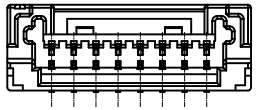

8PIN

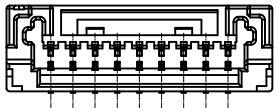

9PIN

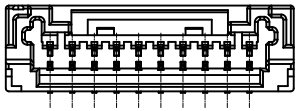

10PIN

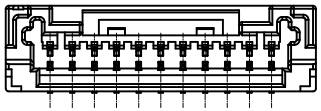

11PIN

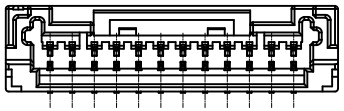

12PIN

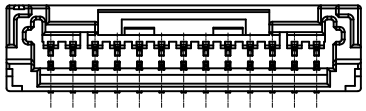

13PIN

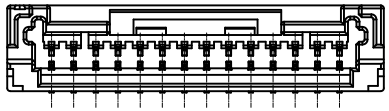

14PIN

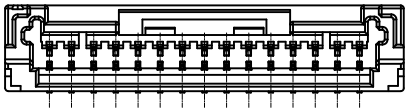

15PIN

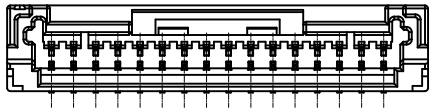

16PIN

REV.	REVISION RECORD	DATE
A0	NEW RELEASE	22.11.17
A1	PART NUMBER RENEWAL	23.8.31

UNIT: mm

SIZE: A4

GENERAL TOLERANCES	
LINEAR	ANGLES
0.0±0.35	X°REF±6°
0.00±0.25	X°±3°
0.000±0.10	X°X' ±2°

SCALE: 1:1	NAME	DATE
APPROVED	Wang_jr	23.8.31
DESIGNER	Han_Gao	23.8.31
DRAWN	LX_HOU	23.8.31

PART.NO: A1504W9-1XX2XX0

DWG.NO: ENDE05

TITLE: Pitch1.50mm 90°ZE单排卧贴 Wafer

万连科技 WanLian Technology Co., Ltd

REV: A1

SHEET: 2/3

The product using material and processing must conform to the "WI-PZ-001"HSF technical standard control requirements

RoHS

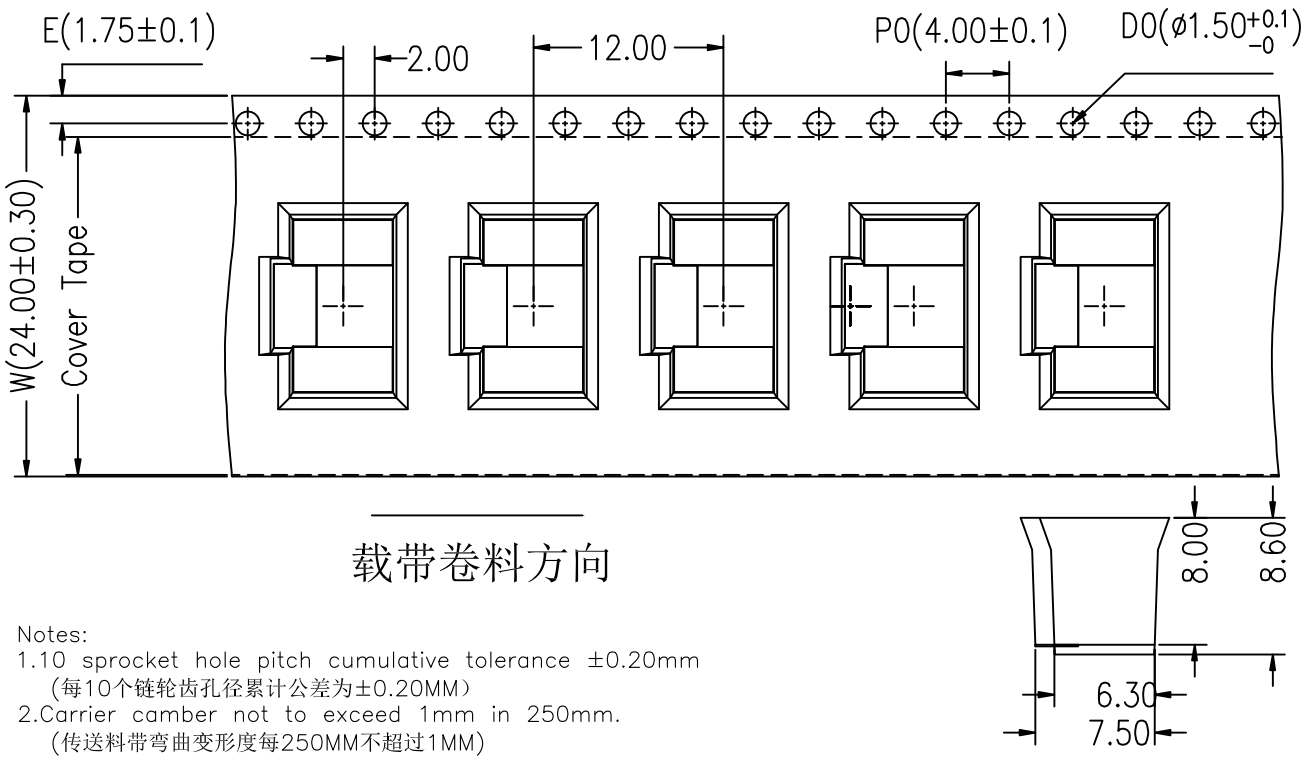

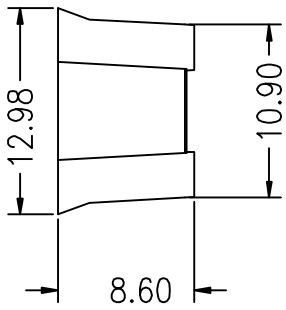

载带卷料方向

Notes:

1.10 sprocket hole pitch cumulative tolerance ±0.20mm
(每10个链轮齿孔径累计公差为±0.20MM)

2.Carrier camber not to exceed 1mm in 250mm.
(传送料带弯曲变形度每250MM不超过1MM)

3.A0 and B0 measured on a plane 0.3mm above the bottom of the pocket.(A0与B0在同一平面测量且距口袋底部0.3MM)

4.Komeasured from a plane on the inside bottom of the pocket to the top surface of the carrier.
(K0为口袋底部与材料平面的平面距离.)

5.All dimensions meet EIA-481-D requirements.
(所有尺寸符合EIA-481-D标准要求)

6.Material:Polystyrene.
(材料：透明PS)

7.Thickness: 0.4±0.05mm。
(厚度：0.4±0.05mm。)

8.Component loader per 15″ rell:800PCS
(每个15″卷轴可装800个零件，空40PCS/r,共 800+40PCS/R 80模。)

REV.	REVISION RECORD	DATE
A0	NEW RELEASE	22.11.17
A1	PART NUMBER RENEWAL	23.8.31

GENERAL TOLERANCES	
LINEAR	ANGLES
0.0±0.35	X°REF±6°
0.00±0.25	X°±3°
0.000±0.10	X°X' ±2°

UNIT: mm
SIZE: A4

SCALE: 1:1	NAME	DATE
APPROVED	Wang_jr	23.8.31
DESIGNER	Han_Gao	23.8.31
DRAWN	LX_HOU	23.8.31

PART.NO: A1504W9-1XX2XX0

DWG.NO: ENDE05

TITLE: Pitch1.50mm 90°ZE单排卧贴 Wafer

万连科技 WanLian Technology Co., Ltd

REV: A1

SHEET: 3/3