The product using material and processing must conform to the "WI-PZ-001"HSF technical standard control requirements

RoHS+HF

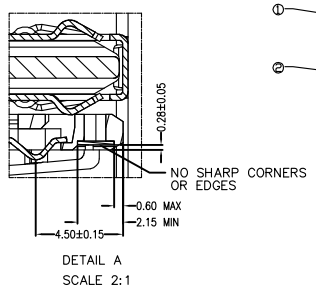

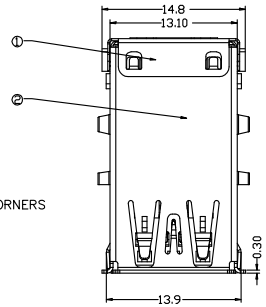

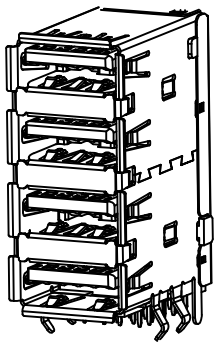

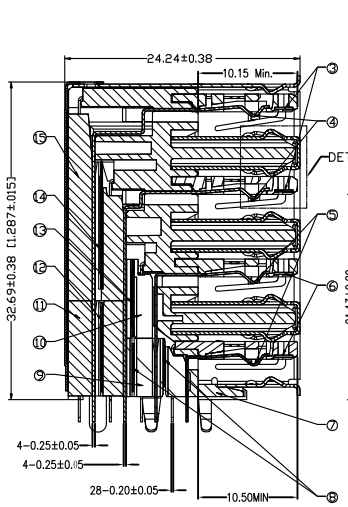

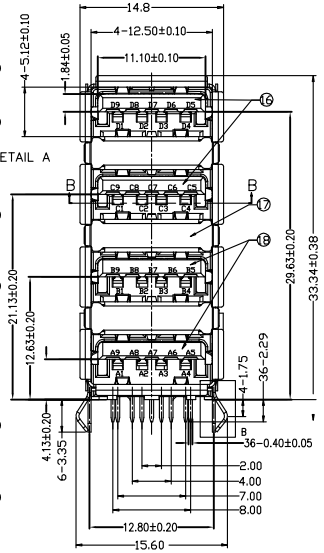

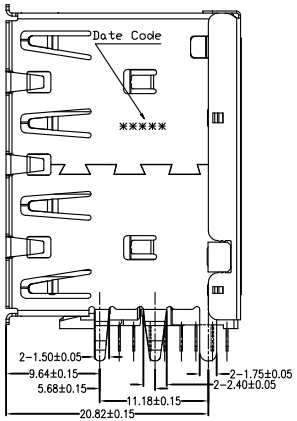

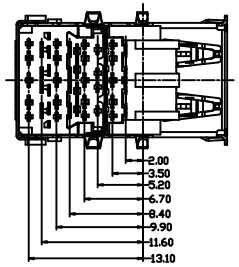

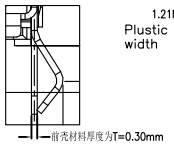

SECTION: B

SCALE:2:1

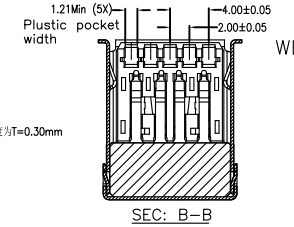

SEC: B-B

WLU3F9-36 1 X X 0048

PLATING:
1-G/F
2-AU 3U"
5-AU 15U"
6-AU 30U"

Colour:
A:Black
K:White
G:Blue

NOTES:

1. ELECTRICAL CHARACTERISTICS :
   1-1. CONTACT CURRENT RATING:
   1.5 A FOR VBUS PIN AND ITS CORRESPONDING GND PIN.
   0.25 A MIN FOR ALL OTHER CONTACTS.
   1-2. CONTACT RESISTANCE:
   INITIAL 30 MILLIOHMS MAX FOR VBUS AND GND CONTACTS.
   INITIAL 50 MILLIOHMS MAX FOR ALL OTHER CONTACTS.
   AFTER DURABILITY 10 MILLIOHMS MAX CHANGE.
   1-3. DIELECTRIC WITHSTANDING VOLTAGE : 100 VRMS AC MIN.
   1-4. INSULATION RESISTANCE:100 MEGOHMS MIN.
2. MECHANICAL CHARACTERISTICS:
   2-1. CONNECTOR MATING FORCE: 35N MAX.
   2-2. CONNECTOR UNMATING FORCE: 10N~35N INITIAL, 8N~35N AFTER DURABILITY.
   2-3. DURABILITY: 5000 CYCLES.
   2-4. OPERATING TEMPERATURE: -40°C~+85°C
3. PACKAGE SPEC: TRAY

PIN ASSIGNMENT:

Pin No.	D1	D2	D3	D4	D5	D6	D7	D8	D9
Pin No.	C1	C2	C3	C4	C5	C6	C7	C8	C9
Pin No.	B1	B2	B3	B4	B5	B6	B7	B8	B9
Pin No.	A1	A2	A3	A4	A5	A6	A7	A8	A9
Signal Name	VBUS	D-	D+	GND	STDA_SSRX-	STDA_SSRX+	GND_DRAIN	STDA_SSTX-	STDA_SS
Remark	USB2.0 Contact Pin				USB3.0/3.1 Contact Pin				

NO.	DESCRIPTION	QTY.	MATERIAL	TREATMENT
18	3.1 INSERT MOLDING	2	PA66, UL 94V-0	MOLDED COLOR: BLACK / Halogen Free
17	FINGER	3	SUS304 3/4H(T=0.30±0.01mm)	CLEAN
16	3.0 INSERT MOLDING	2	PA66, UL 94V-0	MOLDED COLOR:BLACK / Halogen Free
15	UPPER SPACER	1	PA66, UL 94V-0	MOLDED COLOR:BLACK / Halogen Free
14	GROUND SHIELDING 4	1	SUS304 3/4H(T=0.15±0.01mm)	CLEAN
13	GROUND SHIELDING 2	1	SUS304 3/4H(T=0.15±0.01mm)	CLEAN
12	GROUND SHIELDING 3	1	SUS304 3/4H(T=0.15±0.01mm)	CLEAN
11	LOWER SPACER	1	PA66, UL 94V-0	MOLDED COLOR:BLACK / Halogen Free
10	FRONT SPACER 2	1	PA66, UL 94V-0	MOLDED COLOR:BLACK / Halogen Free
9	FRONT SPACER 1	1	PA66, UL 94V-0	MOLDED COLOR:BLACK / Halogen Free
8	GROUND SHIELDING 1	2	SUS304 3/4H(T=0.15±0.01mm)	CLEAN
7	HOUSING	1	PA66, UL 94V-0	MOLDED COLOR:BLACK / Halogen Free
6	USB3.1 CONTACT	10	C2680R-SH(T=0.20±0.01mm)	1u" Min G/F AND 30u" Pd/Ni MIN AT CONTACT A 100u" Min LEAD FREE TIN ALLOY AT TERMINATION, 50u" Min NICKEL UNDERPLATING OVER ALL.
5	USB2.0 CONTACT	8	C2680R-SH(T=0.20±0.01mm)	
4	USB2.0 CONTACT	8	C7025 TM02(T=0.25±0.01mm)	
3	USB3.0 CONTACT	10	C2680R-SH(T=0.20±0.01mm)	
2	FRONT SHELL	1	SUS304 3/4H(T=0.30±0.01mm)	10u" MIN. NI PLATED OVER ALL, 50~200u" TIN ALLOY (LEAD FREE) PLATED AT KINK AND TAB.
1	REAR SHELL	1	SUS304 3/4H(T=0.20±0.01mm)	CLEAN

REV.	REVISION RECORD	DATE
A0	NEW RELEASE	21.01.13

UNIT: mm

SIZE: A4

GENERAL TOLERANCES	
LINEAR	ANGLES
0.0±0.35	X° REF±6°
0.00±0.25	X° ±3°
0.000±0.10	X° X'±2°

SCALE: 1:1	NAME	DATE
APPROVED	Wang_jr	21.01.13
DESIGNER	Ding_bo	21.01.13
DRAWN	Ou_jian	21.01.13

PART.NO: WLU3F9-361XX0048

DWG.NO: ENDE05

万连科技 WanLian Teconology Co., Ltd

TITLE: USB3.0 AF 四层 插板 打K脚

REV: A0

SHEET: 1/2

The product using material and processing must conform to the "WI-PZ-001 "HSF technical standard control requirements

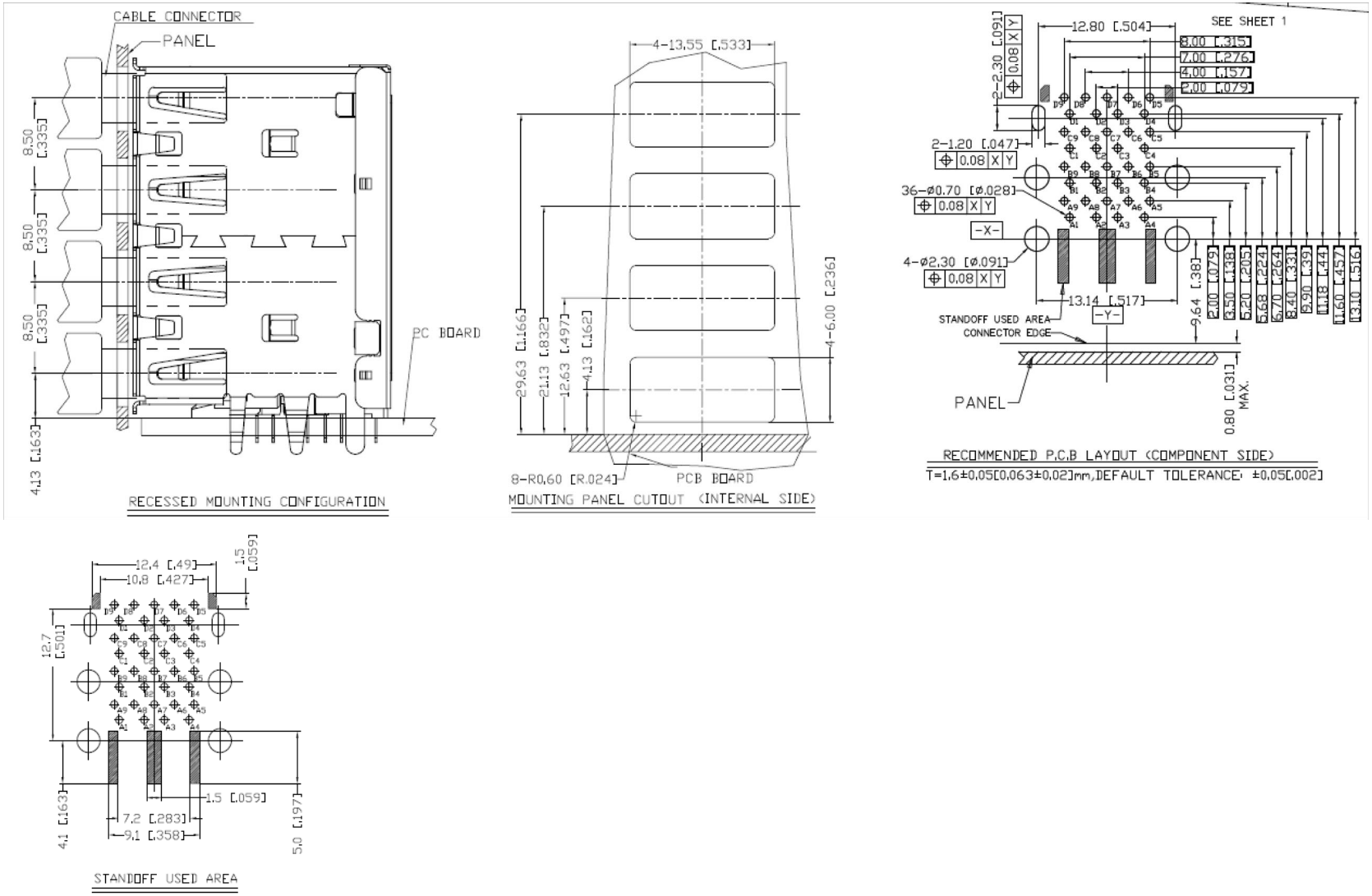

REV.	REVISION RECORD	DATE
A0	NEW RELEASE	21.01.13

GENERAL TOLERANCES	
LINEAR	ANGLES
0.0±0.35	X° REF±6°
0.00±0.25	X° ±3°
0.000±0.10	X° X'±2°

UNIT: mm

SIZE: A4

SCALE: 1:1	NAME	DATE
APPROVED	Wang_jr	21.01.13
DESIGNER	Ding_bo	21.01.13
DRAWN	Ou_jian	21.01.13

PART.NO: WLU3F9-361XX0048

DWG.NO: ENDE05

TITLE: USB3.0 AF 四层 插板 打K脚

万连科技 WanLian Teconology Co., Ltd

REV: A0

SHEET: 2/2