The product using material and processing must conform to the "WI-PZ-001 "HSF technical standard control requirements

RoHS

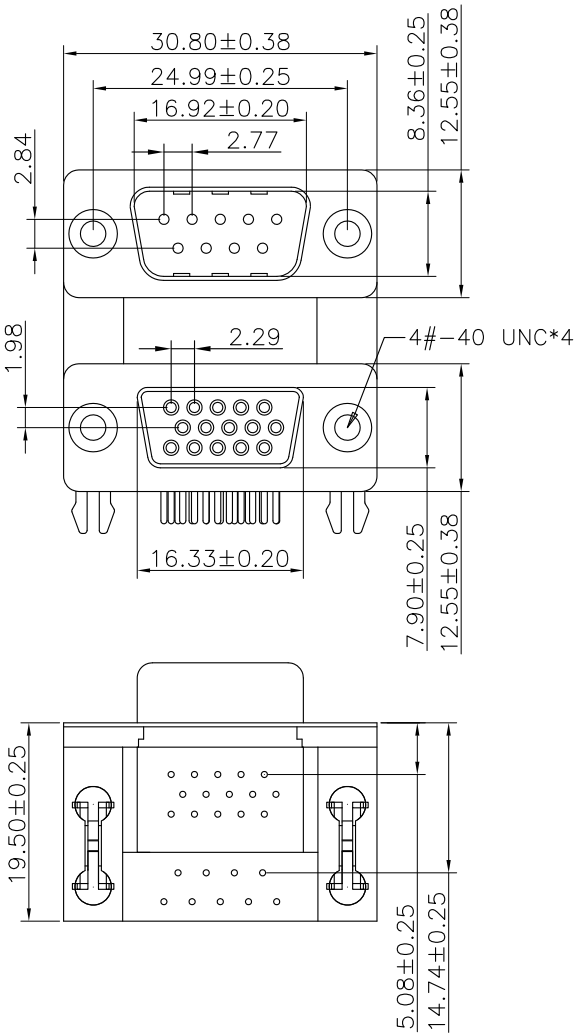

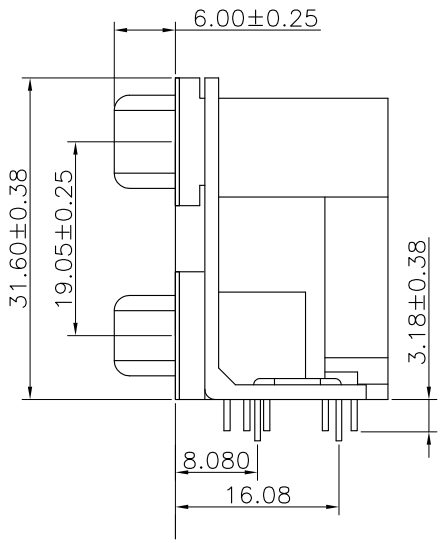

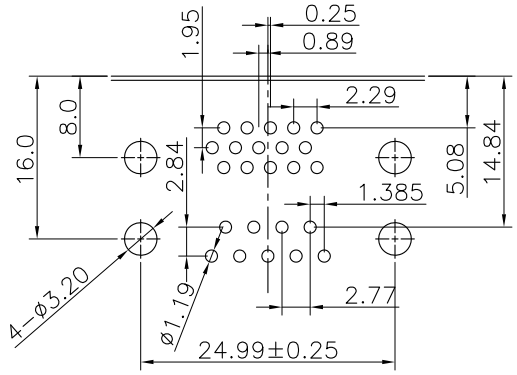

PCB LAYOUT

SPECIFICATIONS

ELECTRICAL CHARACERISTICS:

Contact Current Rating:3 Amperes.
Dielectric Withstanding Voltage: AC 1000/60sec.r.m.s.
Insulation Resistance:1000 Megohms Minimum.at DC 500V.
Contact Resistance:30 Milliohms Maximum.
Operating Temperature:-55°C to+105°C.

MECHANICAL CHARACTERISTICS:

Contact Insertion Force:341 g.Maximum.
Contact Seperation Force:21 g.Minimum.

MATERIALS:

Contacts:Brass.
Insulator: PBT Or High Temperature Plastic
Color:Top port black below port blue
UL 94V-0 Rated.
Shell:Cold Roller Steel.

FINISHES:

Contact:Gold Flash Or Full Gold.
Shell:Tin Or Nickel Plated.

PACKAGE SPEC: TRAY

WLDBM9-24 1 X X 0010

PLATING:
1-G/F
2-AU 3U''
5-AU 15U''
6-AU 30U''

COLOUR:
A:BLACK
K:WHITE
G:BLUE

REV.	REVISION RECORD	DATE
A0	NEW RELEASE	21.01.13

GENERAL TOLERANCES	
LINEAR	ANGLES
0.0±0.35	X°REF±6°
0.00±0.25	X°±3°
0.000±0.10	X°X' ±2°

UNIT: mm
SIZE: A4

SCALE: 1:1	NAME	DATE
APPROVED	Wang_jr	21.01.13
DESIGNER	Ding_bo	21.01.13
DRAWN	Ou_jian	21.01.13

PART.NO: WLDBM9-241XX0010

DWG.NO: ENDE05

TITLE: DR DOUBLE 9P/M BLACK AND 15P/F BLUE

万连科技 WanLian Teconology Co., Ltd

REV: A0

SHEET: 1/1