The product using material and processing must conform to the "WL-PZ-001"HSF technical standard control requirements

RoHS

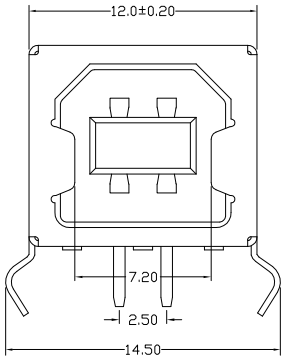

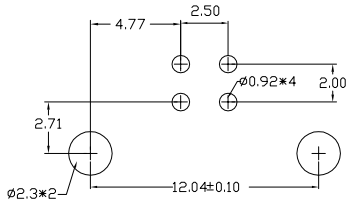

PCB LAYOUT

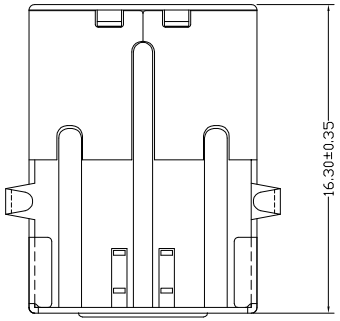

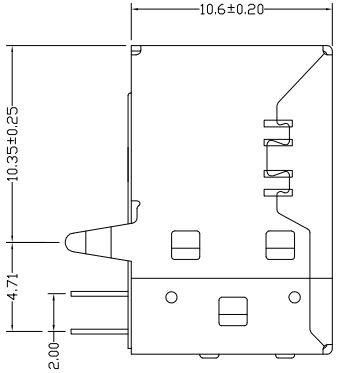

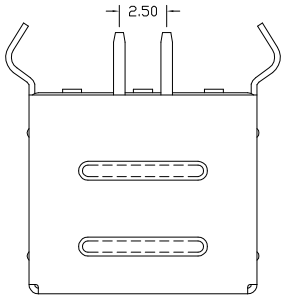

NOTE:
1.MATERIAL SPECIFICATION:
1-1.HOUSING:PBT BLACK UL94V-0
1-2.CONTACTS:COPPER ALLOY
1-3.SHELL:COPPER ALLOY/SPCC

2.PLATING SPECIFICATION:
2-1.CONTACTS:
Ni 50u" MIN. UNDER PLATED OVER ALL.
Au PLATED ON THE FUNCTIONAL AREA OF CONTACT.
2-2. SHELL:
Ni 30u" MIN. UNDER PLATED OVER ALL.
3.MECHANICAL PERFORMANCE:
3-1.INSERTION FORCE: 3.57kgf MAX
3-2.REMOVAL FORCE: 1.02kgf MIN
3-3.DURABILITY: 1500 CYCLES.
4.ELECTRICAL PERFORMANCE:
4-1.CURRENT RATING:1.5A
4-2.VOLTAGE RATING:30V MAX
4-3.Contact Resistance: 30m Ohm Max.
4-4.INSULATION RESISTANCE: 1000MΩ MIN
4-5.Dielectric Withstanding Voltage: 500V AC Min
5.ENVIRONMENTAL PERFORMANCE:
OPERATING TEMPERATURE: -20°C~+85°C.

WLU2F9-041 X X X 151

PLATING:
1-G/F
2-AU 3U"
5-AU 15U"
6—AU 30U"

SHELL:
1-COPPER ALLOY
2-SPCC

COLOUR:
A-BLACK
K-WHITE

REV.	REVISION RECORD	DATE
A0	NEW RELEASE	21.11.17

UNIT: mm
SIZE: A4

GENERAL TOLERANCES	
LINEAR	ANGLES
0.0±0.35	X°REF±6°
0.00±0.25	X°±3°
0.000±0.10	X°X' ±2°

SCALE: 1:1	NAME	DATE
APPROVED	Wang_jr	21.11.17
DESIGNER	Han_Gao	21.11.17
DRAWN	Zijun_Huang	21.11.17

PART.NO: WLU2F9-041XXX151

DWG.NO: ENDE05

TITLE: USB2.0 BF R/A DIP

万连科技
WanLian Teconology Co., Ltd

REV: A0

SHEET: 1/1